



2023-2024

Violin

Audition

Packet

Orchestras

Young Artists Orchestra (YAO)

YAO, the most advanced of our ensembles, is composed of approximately 70 members and performs four to six concerts annually, including one side-by-side concert with the Colorado Symphony. Concerts are performed in venues such as Boettcher Concert Hall and Gates Concert Hall at The Newman Center. Students receive occasional coachings throughout the season and attend a weekend retreat in September. Recent repertoire includes Tchaikovsky: Symphony no. 4, Bernstein: *Symphonic Dances from West Side Story*, Stravinsky: *Firebird* Suite, and Beethoven: Symphony No. 9.

Placement in YAO is determined by audition. Membership is open to musicians between the ages of 12 and 23. YAO rehearses Saturday mornings from 9:00am-12:30pm at the University of Denver's Lamont School of Music (2344 E Iliff Ave, Denver).

Conservatory Orchestra (CO)

The Conservatory Orchestra is an advanced level ensemble for students who aspire to grow musically towards YAO. The Conservatory Orchestra performs three to four concerts annually in conjunction with the String Ensemble. Concerts are performed in venues such as Gates Concert Hall at The Newman Center and Boettcher Concert Hall. Students receive occasional coachings throughout the season and attend a weekend retreat in September. Recent repertoire includes Smetana: *The Moldau*, Bizet: *L'Arlesienne* Suite no. 1, Arturo Márquez: *Conga del Fuego Nuevo*, and Copland: "Hoedown" from *Rodeo*.

Placement in the Conservatory Orchestra is by audition. Membership is open to musicians between the ages of 10 and 18. Conservatory Orchestra rehearses Monday evenings from 6:30pm-8:30pm at Bethany Lutheran Church (4500 E Hampden Ave, Cherry Hills Village).

String Ensemble (SE)

The String Ensemble gives young music students an opportunity to experience the great wealth of string orchestra literature. The ensemble is designed for those who are developing a facility in bowing techniques, reading music, and the use of vibrato. Composed of approximately 25 members, the String Ensemble performs three to four concerts in conjunction with the Conservatory Orchestra. Students receive occasional coachings throughout the season and attend a one-day retreat in September. Recent repertoire includes Vivaldi: Concerto for Strings RV121, Britten: Simple Symphony mvt. I, a world premiere by composer and violinist Joy Black, and music from *Moana*.

Placement in the String Ensemble is determined by audition. Membership is open to musicians between the ages of 7 and 13. String Ensemble rehearses Monday evenings from 5:00pm-6:30pm at Bethany Lutheran Church (4500 E Hampden Ave, Cherry Hills Village).

DYAO 2023-2024 Video Auditions

Step-by-Step Instructions

1. Record all required audition elements in one video (unedited and unenhanced in a single take, as if it were a live audition). Your video may have slight pauses between the scales/solo/excerpts but must not be spliced together with multiple takes or videos. See audition packet for requirements based on the orchestra for which you are auditioning.
 - a. **Percussionist Exception: your video may be multiple videos spliced together to allow for changing instruments (timpani, snare, cymbals, etc.)**
2. Introduce yourself at the beginning of the video and say the name of the solo/etude (excerpt) you will be playing. Record all elements of the audition in the order listed in the audition packet.
 - a. You must be visible in the video. String players' hands must be visible to the greatest extent possible (right side profile for violins and violas).
3. Upload your video to Acceptd. Don't wait until right before the deadline to start uploading, as even small files may take time.

Tips for recording your video audition:

- Don't wait until the day of the deadline to record your audition. Give yourself plenty of time to record your audition multiple times and choose the best single take. Also, make sure you upload your video well before the deadline!
- Take a deep breath, and try to relax. Everyone at DYAO is cheering you on and wants you to be successful!
- Position yourself so that the camera records you with no obstructions; *watch out for the placement of your music stand*.
- Try to find a space that is free of loud external noises and distracting background items.
- Have sufficient lighting; more light should be coming from in front of you than behind you. This will make you more visible to the viewer.
- For phone or tablet users, devices should be set horizontally – put it in Airplane mode or Do Not Disturb mode to avoid interruptions – and tap the screen to focus. Do not use the zoom function as this makes the image grainy or fuzzy.
- There is no specific dress code requirement, but we do recommend dressing professionally. It gives a good impression and can often give you confidence! Wearing overly casual clothing, like athleisure or pajamas, may not present you in the best light.
- It is okay to move—be natural and not stiff. Your hands and instrument (and bow stroke, for strings) should remain in the frame while you are playing.
- Brass and woodwind players should be at some distance from the microphone, and if possible, should not play directly into the microphone. Playing too closely can cause sound distortion.
- Watch your video before you submit it! Listen for clarity, appropriate volume, etc. Have your private teacher or school band/orchestra director watch it as well, if at all possible.

Audition Requirements

Candidates auditioning for membership in a Denver Young Artists Orchestra Association ensemble must prepare the following:

1. **Scale(s)** from the enclosed materials appropriate to the orchestra for which you are auditioning.
2. **A one-minute excerpt of a solo piece or etude** showing your highest level of development both technically and musically.
3. **Orchestral excerpt(s)** as defined below. *Note that any marked bowings are recommendations; alteration will not disqualify candidates.*

- CANDIDATES APPLYING FOR THE **STRING ENSEMBLE**

Prepare the enclosed excerpts from:

- **Dello Joio: *Choreography*, measure 7 to 24**
- **Frackenpohl: *Star Lake Suite*, rehearsal F to 8 measures after G**

- CANDIDATES APPLYING FOR **THE CONSERVATORY ORCHESTRA**

Prepare the enclosed excerpts from:

- **Smetana: *Dance of the Comedians*, measure 3 to 20 (no repeats)**
- **Brahms: *Symphony no. 4*, mvt. III, beginning to rehearsal B**

- CANDIDATES APPLYING FOR THE **YOUNG ARTISTS ORCHESTRA**

Prepare the enclosed excerpts from:

- **Brahms: *Symphony no. 4*, mvt. II, measure 74 to 101**
- **Debussy: *La Mer*, rehearsal 19 to 20**

****Note: if you are auditioning for more than one orchestra, please prepare the required excerpts for the higher level orchestra.****

4. **Possible sight-reading** as determined by the audition committee.

The excerpts are meant to challenge your musicianship. Below are a few suggestions to assist your audition preparation.

1. **Play the music in the right tempo:** If tempos are not indicated in your excerpts, please work with your teacher and listen to reputable orchestra recordings to determine the correct speed. Frequently, candidates' tempi are unsteady and often *way too fast*! Judges are not listening to hear how fast you can play; rather, they are listening to see if you can play the piece correctly at an appropriate tempo. Rushing and dragging are things to avoid. Practice with a metronome and record yourself playing these excerpts to ensure accuracy.
2. **Play with dynamic contrast:** Often judges comment that candidates ignore dynamic markings, especially the softer end of the dynamic spectrum. Remember that music is more than rhythms and pitches: first and foremost music is sound. Sell your performance!
3. **Divisi and rests:** All players should learn **top** divisi/notes unless explicitly noted otherwise. Also, unless otherwise marked, long rests (more than two measures) should be played as unmeasured pauses in the audition.

Scales: Violin - String Ensemble

CHOOSE 1

♩ = 120

A Major



D Major



Scales: Violin - Conservatory Orchestra

CHOOSE 1--perform both bowings

♩ = 120


A Major Bowing 1



Bowing 2



Bb Major Bowing 1



Bowing 2



F Major Bowing 1



Bowing 2



Scales: Violin - Young Artists Orchestra


Perform one of the two major scales AND the A minor scale
(both bowings for each scale)

$\text{♩} = 100$

E Major Bowing 1




Bowing 2



Eb Major Bowing 1




Bowing 2



A Melodic Minor Bowing 1



Bowing 2



SE:

Choreography: Three Dances for String Orchestra, by Norman Dello Jolo

VIOLIN

Handwritten musical score for Violin, measures 1 through 25. The time signature is 4/4. The score is written on a single staff. Measures 1-10 are marked with a box containing the number 10. Measures 11-15 are marked with a box containing the number 15. Measures 16-20 are marked with a box containing the number 20. Measures 21-25 are marked with a box containing the number 25. The score includes various musical notations such as notes, rests, and dynamic markings like *mf* and *p*. There are also some handwritten annotations and a bracket at the end of the first system.

Star Lake Suite, sarabande movement, by Frackenpohl

VIOLIN

Handwritten musical score for Violin, measures 1 through 3. The time signature is 3/4. The score is written on a single staff. Measures 1-2 are marked with a box containing the letter F. Measure 3 is marked with a box containing the letter G. The score includes various musical notations such as notes, rests, and dynamic markings like *mf*, *dim.*, and *p*. There are also some handwritten annotations and a bracket at the end of the first system.

CO:

Smetana: *Dance of the Comedians*, m. 3 to 20 (no repeats)

Vivace

The musical score is written on four staves in 2/4 time. The first staff begins with a treble clef, a key signature of one sharp (F#), and a tempo marking of 'Vivace'. The first three measures are marked with 'ff' (fortissimo), 'sf' (sforzando), and 'sf' (sforzando) respectively. A large bracket spans the first three measures of the first staff and the first measure of the second staff, with a 'p' (piano) marking below the bracket. The second staff continues with a 'cresc.' (crescendo) marking. The third staff begins with a 'f' (forte) marking and contains a repeat sign. The fourth staff ends with a large bracket. The score includes various musical notations such as eighth notes, sixteenth notes, and rests.

CO:

Brahms: Symphony no. 4, mvt. III, beginning to rehearsal B

Allegro giocoso

ff

10 sf

A 19 p

26 cresc.

32 ff

B 40 p

YAO:

Brahms: Symphony no. 4, mvt. II, m. 74 to 101

This musical score is for the second movement of Brahms' Symphony no. 4, measures 74 to 101. The key signature is D major (two sharps). The score is written for a single melodic line on a treble clef staff. The tempo is marked 'Andante'. The score includes various dynamic markings: *pp* (pianissimo) at measure 74, *f* (forte) at measure 75, *ff* (fortissimo) at measure 84, *poco f espr.* (poco fortissimo, esprimo) at measure 88, *f espr.* (forte, esprimo) at measure 95, and *f* and *p* (forte and piano) at measure 101. The score also includes performance instructions: *arco* (arco) at measure 75, *pizz.* (pizzicato) at measure 101, and *f* and *p* (forte and piano) at measure 101. The score is divided into measures 74, 75, 77, 79, 81, 84, 86, 89, 95, and 99. A bracket at the end of measure 101 indicates the end of the section. The score is marked with a large 'E' at measure 79 and a large 'F' at measure 101.

Debussy: *La Mer*, rehearsal 19 to 20

[illegible]